

POWER LED development and production.

深圳市豪林电子有限公司  
SHENZHEN HAOLIN ELECTRONICS CO.,LTD.



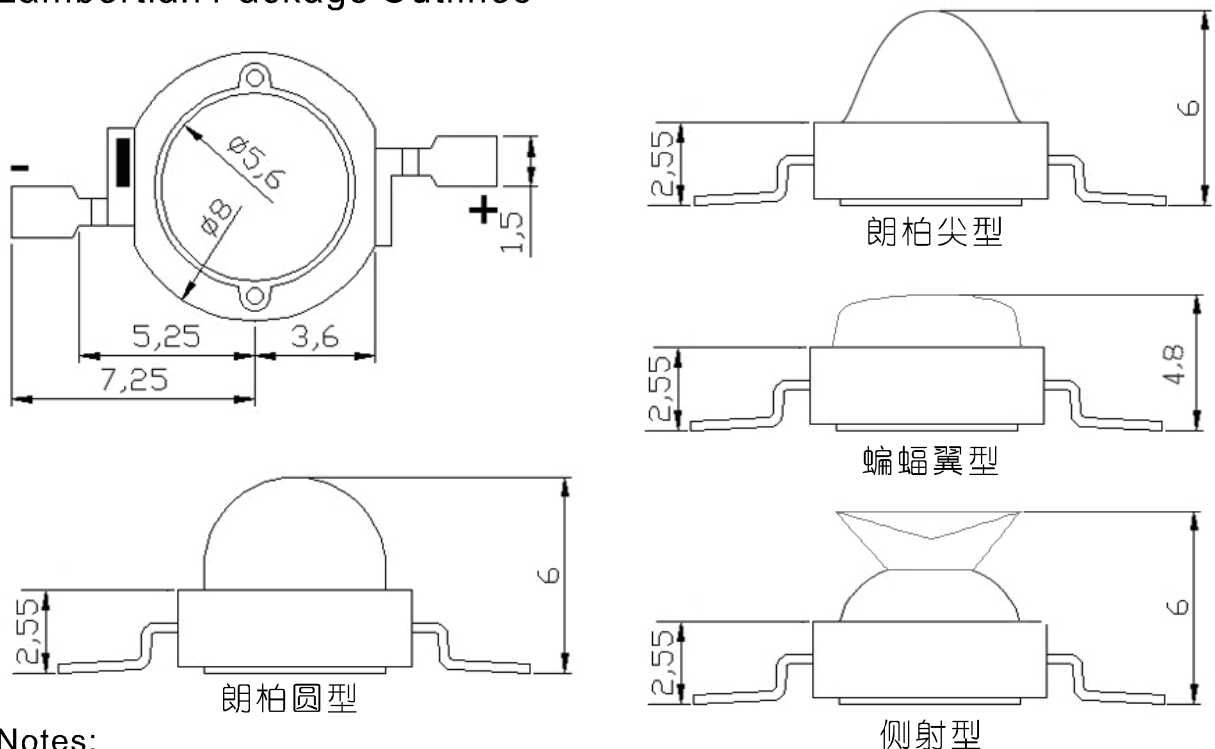
电话: 0755-61200111/83036822/83687568  
传真: 0755-61204082  
邮箱: szhaolin@21cn.com szhec@163.com  
网址: www.szhaolin.com

— — — Part No: DPT-HX1W-L6B — — —

※ Characteristic

- Long service life(Intensity remain above 70% after work 10, 0000H)
- Each color for your selection (red、yellow、green、blue、white、warmed white)
- Super high intensity
- High efficient (better than incandescent lamp and halogen lamp)
- Low voltage DC operated
- Cool light source
- Instant light (<100ns)
- Adjust its light at your option
- None UV
- Anti-electrostatic protection
- Many appearances for your selection

※ Lambertian Package Outlines



Notes:

1. All dimensions are in millimeters (inches).
2. Tolerance is  $\pm 0.25\text{mm}$  (.010") unless otherwise noted.
3. Specifications are subject to change without notice.

POWER LED development and production.

※ Absolute Maximum Ratings at Ta=25°C

Parameter	Symbol	Rating	Unit
Power Dissipation	Power	1000	mW
DC Forward Current	I <sub>F</sub>	350	mA
Peak pulse current(1/10 duty, pulse width 1msec)	I <sub>pulse</sub>	800	mA
Reverse Voltage	V <sub>R</sub>	5	V
Operating Temperature	T <sub>opr</sub>	-30 ~ 110	°C
Storage Temperature	T <sub>stg</sub>	-40 ~ 120	°C
Manual Soldering Time at 260°C(Max.)	T <sub>sol</sub>	5	Seconds

※ Electrical/Optical Characteristics at Ta=25°C

Parameter	Symbol	Test Condition	Min.	Typ.	Max.	Unit
Luminous Flux	I <sub>v</sub>	I <sub>F</sub> =350mA		100		Lm
Chromaticity Diagram	CIE	I <sub>F</sub> =350mA		X=0.31 Y=0.32		
Color Temperature	CCT	I <sub>F</sub> =350mA	6000		6500	K
Dominant Wavelength	λ <sub>d</sub>	I <sub>F</sub> =350mA				nm
Emission Angle	2θ 1/2	I <sub>F</sub> =350mA		120		Deg
Forward Voltage	V <sub>F</sub>	I <sub>F</sub> =350mA		3.2	3.8	V
Reverse Current	I <sub>R</sub>	V <sub>R</sub> =5V			50	uA

※ Electrical & Optical Curves at Ta=25°C

Figure 1:Wavelength Characteristic

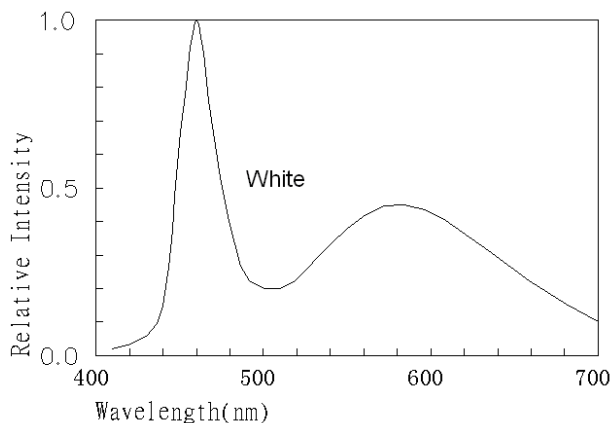
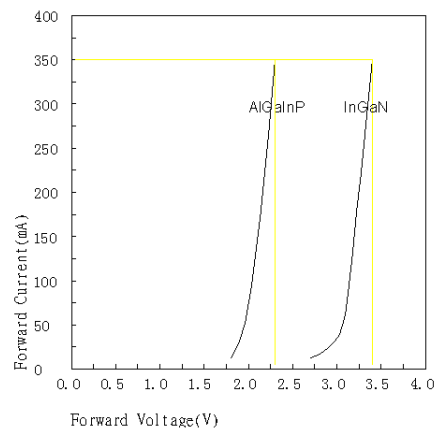


Figure 2:Forward Current vs. Forward Voltage.



---



---

**POWER LED development and production.**

Figure 3:Relative Luminous Flux vs. Forward Current.

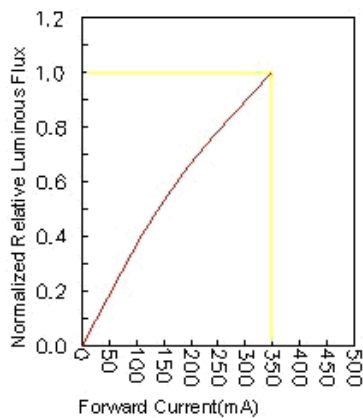
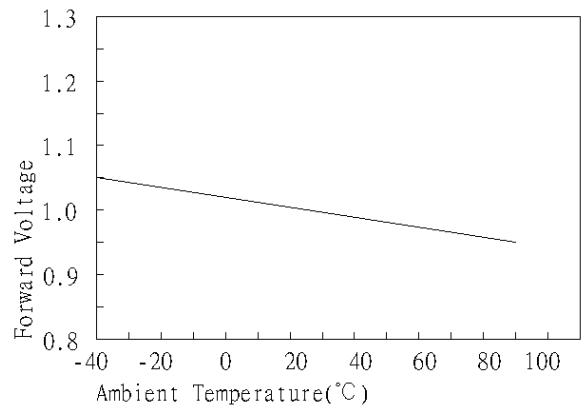


Figure 4:Forward Voltage vs. Temperature.



### ✘ Caution

1. Heat generation must be taken into design consideration, LED heat sink and others remain good contact, enlarge heat loss condition which can be ensured LED long service life and luminous efficient.
2. Use IPA as a solvent for cleaning LED products, the other solvent may dissolve the LED package and the epoxy, Ultrasonic cleaning should not be done.
3. Damaged LED will show unusual characteristics:
  - Leak current remarkably increase
  - Turn on voltage becomes lower
  - LED get unlight at low current
  - Inadequate intensity
4. if you do not feel LED heat when you use them, it may have the following conditions:
  - LED unwork or thermal conductivity reduce
  - Open circuit、 short circuit、 leak current overpass、 turn on voltage becomes lower、 Inadequate intensity supplied.
  - Enough large heat sink can give out a lot of heat.